

## PRESS RELEASE

Source: Tokyo Institute of Technology

For immediate release: October 1, 2020

### Smaller than Ever—Exploring the Unusual Properties of Quantum-sized Materials

(Tokyo, October 1) **Scientists at Tokyo Institute of Technology (Tokyo Tech) synthesize sub-nanometer particles with precisely controlled proportions of indium and tin using specific macromolecular templates called dendrimers. Through a screening process spanning different metallic ratios, they discovered unusual electronic states and optical properties originating from size-miniaturization and elemental-hybridization. Their approach could be a first step in the development of sub-nanoparticles with unique functionalities and characteristics for electronic, magnetic, and catalytic applications.**



*This scientific illustration of the study, created by Dr Takamasa Tsukamoto of Tokyo Tech, was selected as a Supplementary Cover Art in Journal of the American Chemical Society.*

The development of functional nanomaterials has been a major landmark in the history of materials science. Nanoparticles with diameters ranging from 5 to 500 nm have unprecedented properties, such as high catalytic activity, compared to their bulk material counterparts. Moreover, as particles become smaller, exotic quantum phenomena become more prominent. This has enabled scientists to produce materials and devices with characteristics that had been only dreamed of, especially in the fields of electronics, catalysis, and optics.

But what if we go smaller? Sub-nanoparticles (SNPs) with particle sizes of around 1 nm are now considered a new class of materials with distinct properties due to the predominance of quantum effects. The untapped potential of SNPs caught the attention of scientists from Tokyo Tech, who are currently undertaking the challenges arising in this mostly unexplored field. In a recent study published in the [\*Journal of the American Chemical Society\*](#), a team of scientists from the Laboratory of Chemistry and Life Sciences, led by Dr Takamasa Tsukamoto, demonstrated a novel molecular screening approach to find promising SNPs.

As one would expect, the synthesis of SNPs is plagued by technical difficulties, even more so for those containing multiple elements. Dr Tsukamoto explains: *“Even SNPs containing just two different elements have barely been investigated because producing a system of subnanometer scale requires fine control of the composition ratio and particle size with atomic precision.”* However, this team of scientists had already developed a novel method by which SNPs could be made from different metal salts with extreme control over the total number of atoms and the proportion of each element.

Their approach relies on *dendrimers* (see Figure 1), a type of symmetric molecule that branches radially outwards like trees sprouting from a common center. Dendrimers serve as a template on which metal salts can be accurately accumulated at the base of the desired branches. Subsequently, through chemical reduction and oxidation, SNPs are precisely synthesized on the dendrimer scaffold. The scientists used this method in their most recent study to produce SNPs with various proportions of indium and tin oxides and then explored their physicochemical properties.

One peculiar finding was that unusual electronic states and oxygen content occurred at an indium-to-tin ratio of 3:4 (see Figure 2). These results were unprecedented even in studies of nanoparticles with controlled size and composition, and the scientists ascribed them to physical phenomena exclusive to the sub-nanometer scale. Moreover, they found that the optical properties of SNPs with this elemental proportion were different not only from those of SNPs with other ratios, but also of nanoparticles with the same ratio. As shown in Figure 3, the SNPs with this ratio were yellow instead of white and exhibited green photoluminescence under ultraviolet irradiation.

Exploring material properties at the sub-nanometer scale will most likely lead to their practical application in next-generation electronics and catalysts. This study, however, is just the beginning in the field of sub-nanometer materials, as Dr Tsukamoto concludes: *“Our study marks the first-ever discovery of unique functions in SNPs and their underlying principles through a sequential screening search. We believe our findings will serve as the initial step*

toward the development of as-yet-unknown quantum sized materials.” The sub-nanometric world awaits!

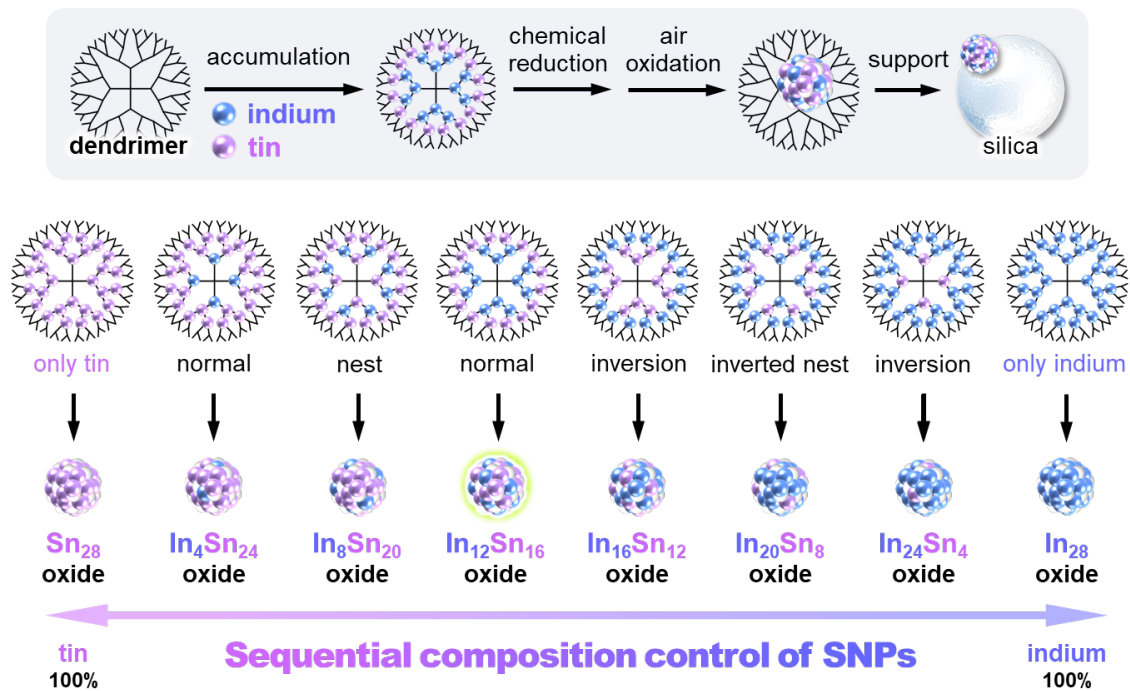


Figure 1. Synthesis and screening of sub-nanoparticles (SNPs)

Using dendrimers as molecular templates to produce diverse arrangements of metal ions, SNPs of about 1 nm in diameter with precise indium-to-tin ratios can be readily obtained.

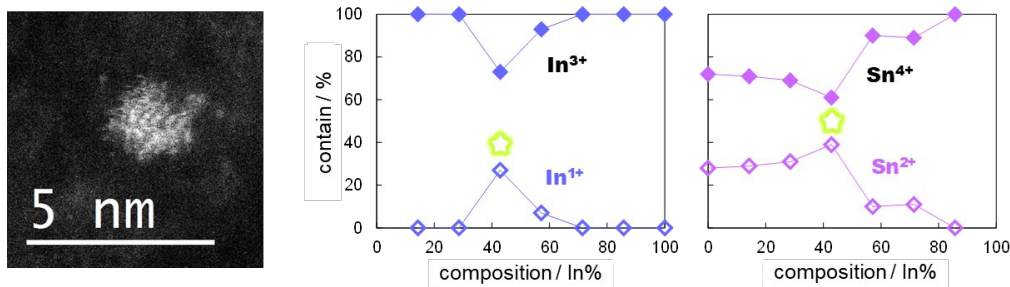



Figure 2. Anomalous Electronic States in SNPs

(Left) Scanning transmission electron microscopy image of an  $\text{In}_{12}\text{Sn}_{16}$  oxide SNP. (Right) Unusual electronic states appear when the indium-to-tin ratio is 3:4 (that is, an SNP with 12 indium atoms and 16 tin atoms). This ratio is marked with a green star in the figure.



**Figure 3. Differences in Optical Properties**

Though most SNPs were white, only those with an indium-to-tin ratio of 3:4 had a pale-yellow color and exhibited green photoluminescence under ultraviolet irradiation. These peculiar characteristics are thought to be caused by the concerted effects of size-miniaturization and elemental-hybridization.

### Reference

Authors: Takamasa Tsukamoto<sup>1,2</sup>, Akiyoshi Kuzume<sup>2</sup>, Masanari Nagasaka<sup>3</sup>, Tetsuya Kambe<sup>1,2</sup>, and Kimihisa Yamamoto<sup>1,2</sup>

Title of original paper: Quantum Materials Exploration by Sequential Screening Technique of Heteroatomicity

Journal: *Journal of the American Chemical Society*

DOI: 10.1021/jacs.0c06653

Affiliations: <sup>1</sup>Laboratory for Chemistry and Life Science, Institute of Innovative Research, Tokyo Institute of Technology

<sup>2</sup>ERATO, JST

<sup>3</sup>Institute for Molecular Science

\*Corresponding author's email: [yamamoto@res.titech.ac.jp](mailto:yamamoto@res.titech.ac.jp)

### Contact

Kazuhide Hasegawa  
Public Relations Group,  
Tokyo Institute of Technology  
[media@jim.titech.ac.jp](mailto:media@jim.titech.ac.jp)  
+81-3-5734-2975

### About Tokyo Institute of Technology

Tokyo Tech stands at the forefront of research and higher education as the leading university for science and technology in Japan. Tokyo Tech researchers excel in fields ranging from materials science to biology, computer science, and physics. Founded in 1881, Tokyo Tech hosts over 10,000 undergraduate and graduate students per year, who develop into scientific leaders and some of the most sought-after engineers in industry. Embodying the Japanese philosophy of “monotsukuri,” meaning “technical ingenuity and innovation,” the Tokyo Tech community strives to contribute to society through high-impact research.

<https://www.titech.ac.jp/english/>