

AY 2022 Research Students (Privately Funded)

Application Guidelines

The following guidelines apply to international applicants wishing to enroll at Tokyo Institute of Technology (the "Institute") as privately funded Research Students in AY 2022.

1. Eligibility

Individuals must satisfy either of the following criteria:

- (i) He or she must be a university or college graduate, or is expecting to graduate before enrollment at the Institute.
- (ii) He or she is recognized by the Institute as having academic abilities equal to that of university or college graduates.
- (iii) Individuals should not be registered as a student at any other university or college at the expected time of enrollment as a Research Student.

2. Enrollment and Research Period

Enrollment of research students at the Institute will start at the beginning of each semester, and the research period, which will be determined individually, will start and end within the same academic year.

The expected time of enrollment will not change.

3. Consent from Prospective Academic Supervisor

Prior to submitting application materials, applicants must contact their prospective academic supervisors directly, obtain his or her consent to serve in this capacity, and receive permission by email to apply.

Applicants are urged to complete this step well before the application deadline. Please note that the permission serves only to indicate the faculty member's consent to becoming a supervisor should the applicant be admitted, and does not guarantee a place as a Research Student.

For information on faculty members, please refer to the Institute's researcher database site, STAR Search, at the following URL.

<http://search.star.titech.ac.jp/titech-ss/lang.act?forward=search.act&lang=en&>

4. Application Periods and Start Dates

Enrollment	Application period	Start date
September, 2022	from 0:00 on May 1 to 23:59 on May 15, 2022 (JST)	September 28, 2022 (tentative)
April, 2023	Early November 2022 (not fixed)	Early April 2023 (not fixed)

※Please note that we cannot respond to inquiries on weekends and Japanese national holidays

5. Application Procedure

Applications for admission in September 2022 must be done online in early May 2022. As pre-registration is required, firstly send an email requesting an application to the Student Division; research.stu.pf@jim.titech.ac.jp






Please also be sure to attach a screenshot or copy of the email from your academic advisor certifying the approval of your application.



We will send a password and URL for online application.

Table 1. Documents to Submit

*Please download each form from the website for Research Students (Privately Funded).

No.	Item	No. of copies	Notes
1	Copy of email from intended academic supervisor	1	<ul style="list-style-type: none"> • Copy of the email from your intended academic supervisor stating his/her acceptance of your application to becoming a research student.
2	Certificate of Graduation from the applicant's last school	1	<ul style="list-style-type: none"> • Submit the original copy with details of the awarded degree <u>in English or in Japanese.</u> • Although the original copy is preferred, if it can only be issued once, a copy that has been certified by the school (officially stamped) is also acceptable. <p>Only if you are able to come to Tokyo Tech should you bring the original document with a non-certified copy to the Student Office as evidence when submitting the application (so that the office may then accept the uncertified copy). <u>Do not send us the original certificate or diploma if it can only be issued once.</u></p> <ul style="list-style-type: none"> • If the school issues separate certificates to verify graduation and the awarding of a degree, submit both certificates. • If the applicant is expected to graduate, but has not yet graduated at the time of application, indicate this status in the application form and submit a certificate of expected graduation instead. Successful applicants must submit their certificate of graduation before the enrollment procedure.
3	Academic transcript from the applicant's last school	1	<ul style="list-style-type: none"> • Submit the original copy <u>in English or in Japanese.</u> • Although the original copy is preferred, if it can only be issued once, a copy that has been certified by the school (officially stamped) is also acceptable. <p>Only if you are able to come to Tokyo Tech should you bring the original document with a non-certified copy to the Student Office as evidence when submitting the application (so that the office may then accept the uncertified copy). <u>Do not send us the original certificate if it can only be issued once.</u></p>
4	Document verifying the payment of	1	A printout of the page confirming credit card payment made via e-shiharai.net.

	application fee		An application fee of JPY 9,800 may be paid by credit card through the e-payment site e-shiharai.net at https://e-shiharai.net/English/index.html . A printout of the page confirming the payment must be submitted with other application documents to the Student Division. <u>Note that the Institute will not refund any fees.</u>
5	Application for Tokyo Tech Student ID Card	1	Application for Tokyo Tech Student ID Card WORD  must be filled in.
6	A digital photo	1	A digital photo (less than 2MB, 350 (height) × 290 (width) pixels, JPEG format with a resolution of more than 300 dpi. *The photo should be in color with no background, must provide a clear, front view of the applicant's entire face, and should be taken within the last three months.).
7	A copy of both sides of the applicant's Residence Card	1	<ul style="list-style-type: none"> • Required if the applicant resides in Japan.
8	Mailing label with contact name and address (No prescribed form)	1	<ul style="list-style-type: none"> • Required if the applicant resides in Japan. <p>Successful applicants will receive an enrollment procedure packet at their address in Japan.</p> <ul style="list-style-type: none"> • Those residing abroad are required to receive the packet after arriving in Japan at the laboratory they are joining.
9	Set of documents required to apply for Certificate of Eligibility	1 each	<ul style="list-style-type: none"> • The following documents must be submitted if the applicant resides outside Japan and plans to apply for a Student Visa. <p>* Please be sure to contact us at research.stu.pf@jim.titech.ac.jp to let us know if your application for a COE has been rejected in the past.</p> <ul style="list-style-type: none"> • Carefully read and follow the "How to Obtain a Student Visa"  <u>Appendix A.</u> <p>(i) Application for the Certificate of Eligibility (COE) Excel Form (Excel ). Please refer to Sample(PDF ).</p> <p>(ii) Documents to prove the applicant's financial circumstances as separately specified by the Institute (documents will differ depending on applicant's sponsor and nationality).</p> <p>(iii) A copy of the applicant's passport page showing the name and photo.</p> <p>(iv) <u>Those who have attended school in Japan in the past</u> should submit a certificate of attendance or completion and transcripts relating to those studies.</p>
10	Application for Change of Status of Residence	1 each	<ul style="list-style-type: none"> • Must be submitted if the applicant is residing in Japan with a visa other than Student Visa (excluding specific visa holders). <ul style="list-style-type: none"> • Carefully read the "How to Obtain a Student Visa"  <u>Appendix B.</u>

			<ul style="list-style-type: none"> • Submit pages on Application for Change of Status of Residence Form(Excel ) marked “For Organization” that are required to be filled in by the organization where the individual intends to study. Send the Excel file to research.stu.pf@jim.titech.ac.jp. The applicant is required to fill in some of the entries prior to submission. Refer to the Sample(PDF ) to see which entries need filling in.
--	--	--	--

6. Notification of Acceptance and Enrollment Procedure

Successful applicants will be sent a Certificate of Enrollment Permit and enrollment procedure packet at the beginning of January (for April enrollment) or the beginning of July (for September enrollment). These documents will be sent either to the applicant’s address in Japan, as written on the submitted address label, or to the laboratory they are joining (see Table 1, item 5).

Individuals accepted for admission must pay the admission fee (JPY 84,600) and the first six months’ tuition fee (JPY 178,200*) by the date specified in the sent documents, as well as submit the Pledge and other required documents.

*The tuition fee is subject to change. The new tuition fee will become applicable upon revision.

7. Obtaining a Visa

For either of the following cases, follow the instructions detailed in “How to Obtain a Student Visa” for the necessary visa application procedure to study at the Institute.

7.1 Applicants Residing Outside of Japan Who Plan to Apply for a Student Visa

Applicants must submit relevant materials to apply for a Certificate of Eligibility (see Table 1, Item 7). The Student Division will act as a proxy and apply for the certificates of successful applicants at the Immigration Bureau. The Certificate of Eligibility will be sent by airmail (Japan Post’s Express Mail Service) to successful applicants at the end of February (for April enrollment) or the end of August (for October enrollment). Applicants may then use this certificate to apply for the Student Visa at a Japanese embassy or consulate in their country.

7.2 Applicants Residing in Japan with a Visa Other Than Student Visa

Applicants need to submit pages of the Application for Change of Status of Residence form marked as “For Organization” (see Table 1, Item 9). The Student Division will issue the completed pages to successful applicants.

Holders of visas such as Spouse of Japanese National Visa and Long-Term Resident Visa do not necessarily have to change to Student status.

8. Prevention of Infectious Diseases

The vaccination schedule will vary depending on your home country. To manage the risk of infectious diseases at the Institute, international students (including those from other domestic universities, technical colleges, and Japanese language schools) who are allowed to enroll are required to submit the health

certificate, prior to enrolling, signed by a physician in the last three months before enrollment. Please refer to [\[https://www.titech.ac.jp/english/enrolled/health/international.html\]](https://www.titech.ac.jp/english/enrolled/health/international.html) for details.

9. Student Housing

There are student dormitories operated by the Institute. Detailed information on application procedures, room vacancies, etc., is available at the Institute website

(http://www.titech.ac.jp/english/graduate_school/support/dormitories/). For private accommodation options, please visit the Tokyo Tech Housing Support website (<http://www.iad.titech.ac.jp/housing/en/>).

10. Procedures after Enrollment

10.1 Tuition Fee Deadline

Tuition for Spring semester (April–September): must be paid by the end of May.

Tuition for Fall semester (September–March): must be paid by the end of November.

10.2 Request for Withdrawal

Should the applicant need to withdraw from the Institute for personal reasons, he or she must submit a “Request to Withdraw from the Institute (Research Student)” form (available for download at the Institute’s website) to the Student Division one month in advance. Please note that if the applicant neglects to take this step, he or she will continue to be enrolled as a Research Student and therefore be required to pay further tuition fees.

10.3 Attending Courses

Should the applicant’s research require him or her to attend a course, he or she will need to obtain approval from the academic supervisor and course instructor. However, please note that the applicant will not be able to earn credits for the course.

10.4 Discount for Public Transportation

Research Students may be issued a Certificate for Student Commuter Passes for Tokyu lines only.

11. Others

11.1 Research Students (Privately Funded) are not eligible for exemption from application, admission, and tuition fees.

11.2 Research Students are not guaranteed enrollment in a Graduate School of the Institute. Individuals wishing to enroll in a graduate school should refer to the website below and check with the Admissions Division prior to taking the entrance examination to ensure they meet the enrollment qualifications.

For prospective graduate students: https://www.titech.ac.jp/english/graduate_school/

12. Contact Address

For inquiries concerning Research Students, please contact us.

Student Division, Graduate Services Group,
Tokyo Institute of Technology

TP-101 (Taki Plaza 1F)

2-12-1 Ookayama, Meguro-ku

Tokyo 152-8550 JAPAN

TEL: +81-(0)3- 5734-3006

Email: research.stu.pf@jim.titech.ac.jp

13. How to Get to the Institute

Take either the Tokyu Meguro Line or the Tokyu Oimachi Line to Ookayama Station.